



AMAZING
ICI
ONLINE SAFETY

Wrockwardine Wood Infant School and Oakengates Nursery Federation

18th July 2023: Richard Smith

MANAGING
ONLINE



EDUCATING
CHILDREN



SUCCESS

Online Safety



DOWNLOAD
THEN OFFLINE

VS

ONLINE

Online Safety

ROBLOX



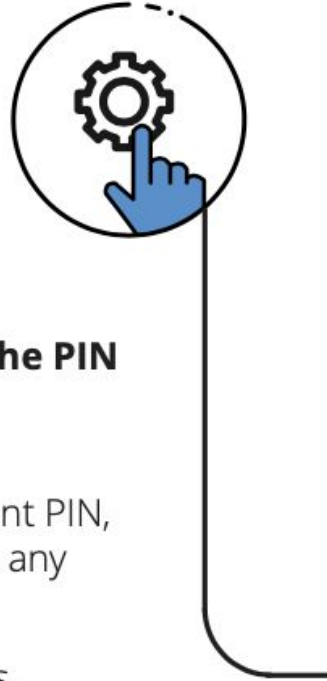
ROBLOX - GUIDANCE TO MANAGE AND STAY SAFE



- Disable messages if there are any concerns. Setting can be set to only talk to known friends.
- Set the **parental controls** - moderate who children talk to and which games they can play. To enable these, add your email address to your child's account through the security menu and create a pin to stop settings being altered. In the privacy menu apply moderation to in-game chat, personal messages, invites and more.
- Do foster and encourage creativity - great place to start game design!

Adding a PIN to your account

- Click the **Gear icon** in the upper right corner and click **Settings**
- Select **Security** in the menu on the left-hand side of the screen
- In the **Account PIN** section, press the **Toggle** button
- You will be asked to **create and confirm the PIN**
- When you're done, press **Add**



All account settings are protected by the account PIN, which will need to be entered in order to make any changes.

Creating a PIN requires a verified email address. You will be prompted to add and verify your email if the account does not have one.

MINECRAFT



- Minecraft is a game that lets you build and create a virtual world using building blocks.
- Other activities include using the multiplayer function to explore the worlds created by other users and to combat, chat and play with them.
- Minecraft has a PEGI age rating of 7+
- Minecraft has some character in the game that younger children may find frightening such as 'creepers' and 'zombies'
- Minecraft can become addictive
- 'Griefing' is when someone purposely upsets another player during the game, and could be seen as a form of cyberbullying.

GETTING TO KNOW MINECRAFT

1) Modes of play: Minecraft offers three modes of play: Adventure, Creative, and Survival. Each has four levels of difficulty: Peaceful, Easy, Normal, and Hard. The difficulty levels determine how threatening the mobs are, up the ante on your health stats, and add other challenges Find out more [here](#)

Minecraft can be played very safely. In single-player Creative mode on the Peaceful setting, for example, there is no interaction with others and no conflict. But eventually, most kids want to play with others, and multiplayer gaming invites some risks.

2) Minecraft servers: If you want to allow your kid to play multiplayer, the best way to reduce the possibility of exposure to age-inappropriate language, content, and interactions is for them to join a "realm," an invitation-only personal Minecraft server for up to 10 players created by someone they know. Otherwise, find an established server with very good moderators, such as one of these vetted Minecraft servers or one just for kids.

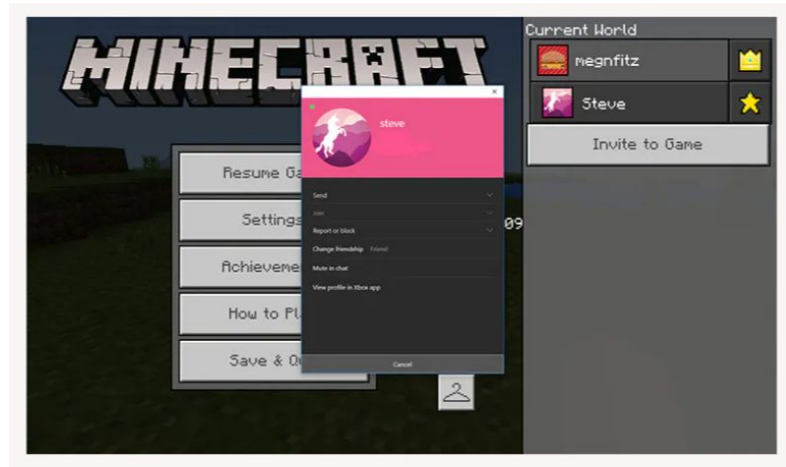


GETTING TO KNOW MINECRAFT

3)Chat: You can turn off the chat function in settings but you can't make your account private from within the game.

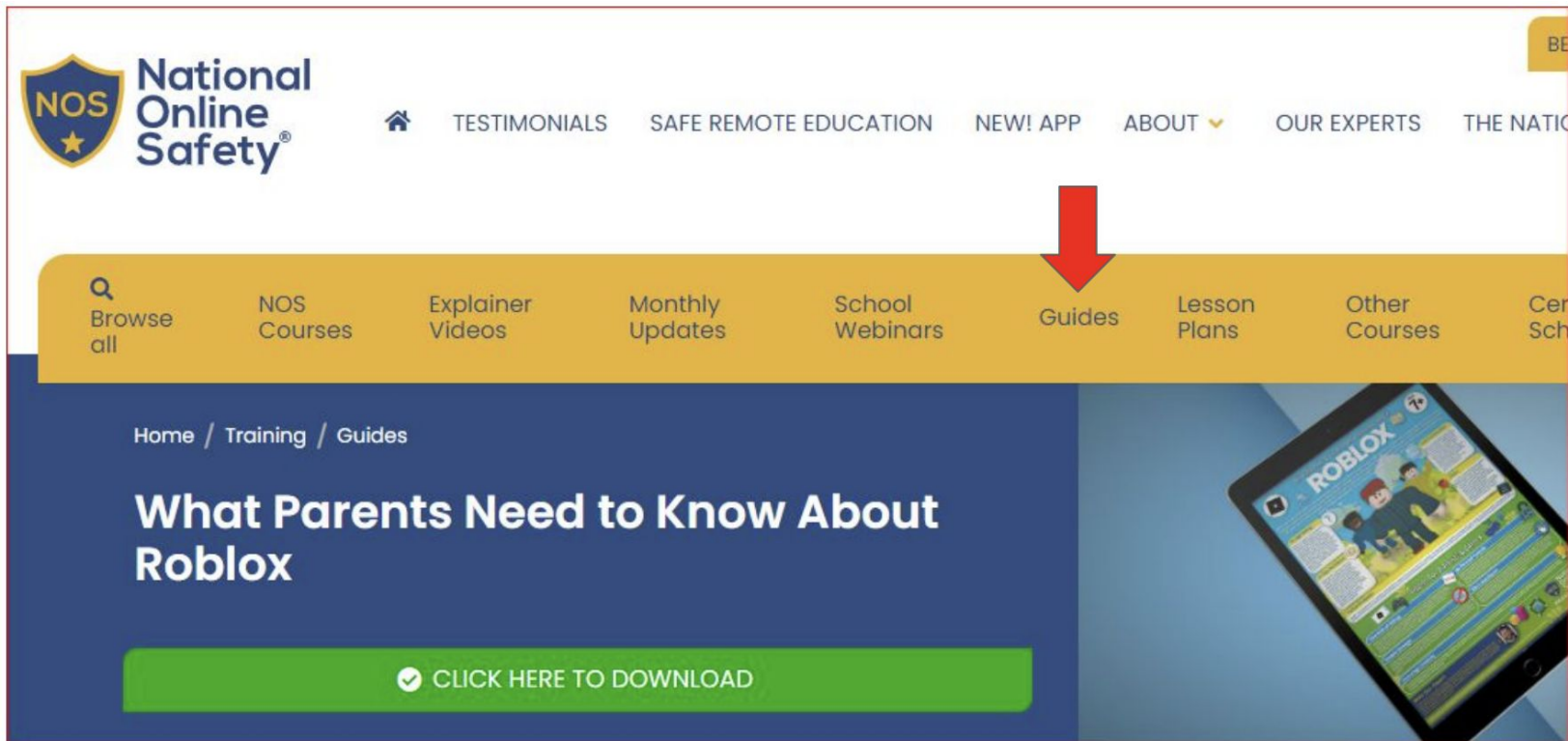
If the chat function is switched on, your child could come across negative comments or language that might upset them.

4)Block and report: From the 'pause menu' you can right click to find the block and report options:



STAY UPDATED

<https://nationalonlinesafety.com/guides>



The image shows a screenshot of the National Online Safety website. At the top left is the logo for National Online Safety (NOS), which consists of a blue shield with a yellow star and the letters 'NOS' in yellow, followed by the text 'National Online Safety' in blue. To the right of the logo is a navigation menu with the following items: a home icon, 'TESTIMONIALS', 'SAFE REMOTE EDUCATION', 'NEW! APP', 'ABOUT' with a dropdown arrow, 'OUR EXPERTS', and 'THE NATION'. Below the navigation menu is a yellow horizontal bar containing a search icon and the text 'Browse all', followed by several menu items: 'NOS Courses', 'Explainer Videos', 'Monthly Updates', 'School Webinars', 'Guides', 'Lesson Plans', 'Other Courses', and 'Certified Schools'. A large red arrow points down to the 'Guides' menu item. Below the yellow bar, the page content is on a dark blue background. It features a breadcrumb trail 'Home / Training / Guides', a main heading 'What Parents Need to Know About Roblox', and a green button with a white checkmark icon and the text 'CLICK HERE TO DOWNLOAD'. On the right side of the page, there is a tilted image of a tablet displaying a colorful guide about Roblox.



AMAZING
ICI
ONLINE SAFETY

Managing Social Media

SOCIAL MEDIA



- Age restrictions.....!
- Privacy settings
- Sharing information
- Block and report
- BEWARE of Live Streaming

AGE RESTRICTIONS

Facebook



Snapchat



All 13+

Twitter



WhatsApp 16+

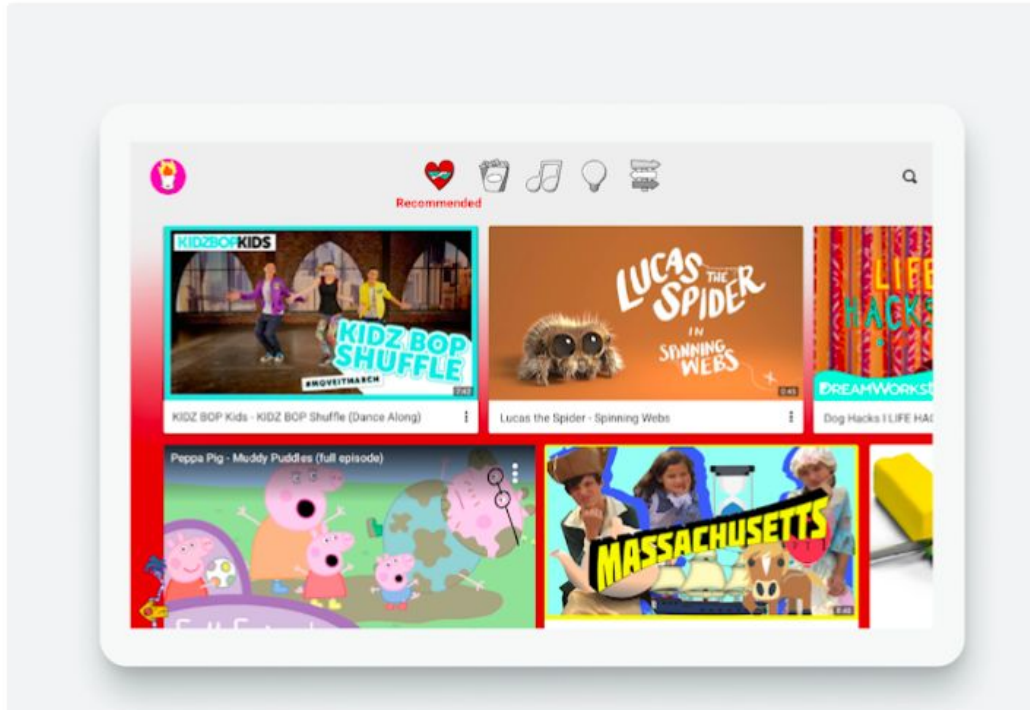




AMAZING
ICI
ONLINE SAFETY

Managing YouTube

YOUTUBE - YOUNG CHILDREN SHOULD BE USING YOUTUBE KIDS



YouTube Kids

Make it fun for your child to discover new interests on their own, and simpler for you to guide their journey along the way.

[Explore YouTube Kids](#) 

YOUTUBE - 5 WAYS TO STAY SAFE

- 1) Setting up the family account - on google families
- 2) Turn on Safety Mode - located at the bottom of the YouTube page
(need to be logged in for it work!)
- 3) Subscribe to trusted channels - keep them focussed on the content you approve of
- 4) Upload privately - if chn want to upload, limit who can view!
- 5) Disable Comments - no offensive comments

YOUTUBE WITHOUT THE ADVERTS!



Insert a 'hyphen' between t and u

Example

GOOGLE FAMILIES (FAMILIES.GOOGLE)



THINKUKNOW

JESSIE & FRIENDS

Watching Videos

Episode 1



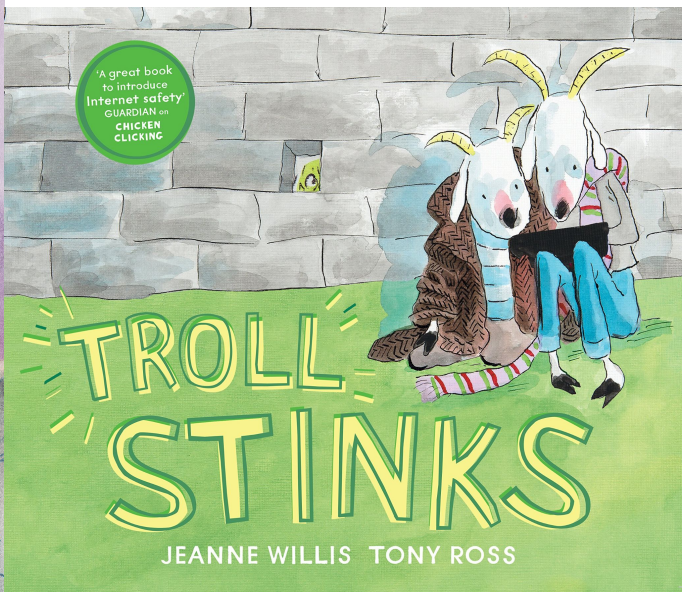


4 - 7 year olds



8-10 year olds

ONLINE SAFETY BOOKS

Lots of fantastic books available with online safety messages.



TOP TIPS FOR STAYING SAFE

- 1) Explore the app/game/website together
- 2) Check the age rating of the game
- 3) Talk to your child about who they're talking to
- 4) Talk to your child about what they're sharing
- 5) Let your child know they can talk to you or a trusted adult

