

‘Meet the Teacher’

Miss Frame

Class Robins

Mornings/End of the day



- Please bring your child to the school door at the top of the playground, where a member of staff will greet them.
- Children will hang their belongings on their peg and put book bags into their drawers.
- Any sandwich boxes will be placed on the trolley near the classroom.
- After that they wash their hands, sit down for the register and get ready for assembly.
- **For your child's safety, please inform a member of staff if your child is being collected by someone different.**

Snack

- Children are offered fruit at playtimes everyday.
- Children have access to drinks of water throughout the day.
- Milk is offered to the children twice each week.



Reading, Diaries and Word sets



- **Children are encouraged to change their own reading books when they enter school in the morning.**
- **Please make a comment in your child's diary when they have read to you. We ask that you read everyday with your child for 10-15 minutes. This may also be playing word games and using books on bug club. Please sign their diary to communicate with us the reading activities your child is engaging with.**
- **Each time your child moves a book band a leaflet will be put into their diary, giving you information about their next steps in Reading.**



Our online reading programme.

- **Your child will have come home with log in details to access their online world and eBooks.**
- **Please write in your child's diary when they have read an eBook.**
- **Has your child logged on to bug club this term? Please let us know of any difficulties.**



Bug Club

Reading Milkshake!

- Every week we ask the children to take part in our reading challenge.
- **The challenge is to read 4 times a week.**
- There must be a comment in their diary to indicate the days they have read.
- **Reading on Bug Club can be recorded in your child's reading diary.**



Mathletics



Your child will be allocated maths homework on mathletics each week. These activities will consolidate learning in class. Points are awarded for every correct answer and these will help your child to earn certificates. Certificate are awarded in school each week. There are also games to play that helps develop your child's mathematical fluency.

1,000 points within a week (Sunday to Sunday) = 1 bronze certificate

5 bronze certificates = 1 silver certificate

4 silver certificates = 1 gold certificate

Homework

- Bug club books will be added for your child each week.
- Please note that there are only a **certain amount of books allocated for each book band**. Children should be encouraged to read their hard copy books as well.
- Maths – Mathematics
- **Please encourage your child to complete their homework and bring it back in the following Friday. A tick list will be used to track when homework is completed.**

Purple Mash


- Your child will be able to access Purple Mash, a creative online space. Purple Mash hosts an exciting mash-up of curriculum focused activities, creative tools, programs and games to support and inspire creative learning every day. Your child will be able to email their class teacher and class friends. You will be provided with log in details to access these activities and further information.



www.2simple.com



Floppy's Phonics



- The children have daily phonic sessions to support their reading and spelling.
- Please visit www.oxfordowl.co.uk for more information about phonics and helping your child to read. There are also free resources for you to use.

Handwriting

- **We use a cursive script which will allow the children to progress to joined writing in Year 1 and Year 2.**



Physical Development (PE)



Please bring your child's PE kit in on a Monday morning the children will then bring it home to wash on a Friday afternoon.

PE kits will be kept on your child's peg.

Please ensure all clothing is named.

Educational Visits

During this school year we will be enjoying the following educational visits.

Autumn 2021 – The local area and Ironbridge

Spring 2022 – Weston Park and Exotic Zoo


Summer 2022- Cardingmill Valley

Concerns, worries or questions

Please don't hesitate to speak to us if you have something that is concerning you, however small!

I am available to talk at 3.05, most days.

If this time is inappropriate you can phone school or arrange a different time to meet.





Year 1 Phonics Screening Check



What Is Phonics?

Children begin to learn phonics (sounds) in Early Years, both Nursery and Reception.

Once children begin learning sounds, they use this knowledge to read and spell words. Children can then see the purpose of learning sounds. For this reason, the first initial sounds that are taught are 's', 'a', 't', 'p', 'i', 'n'.

These can immediately be blended for reading to make simple CVC words (consonant, vowel, consonant) e.g. sat, pin. Children then develop segmenting for writing skills; breaking the word into sounds to spell it out.



What Is The Phonics Screening Check?

Children in Year 1 throughout the country will all be taking part in a phonics screening check during the same week in June. Children in Year 2 will also take the check if they did not achieve the required result when in Year 1, or they have not taken the test before. Head teachers should decide whether it is appropriate for each of their pupils to take the phonics screening check.

The phonics screening check is designed to confirm whether individual children have learnt sufficient phonic decoding and blending skills to an appropriate standard.

What Happens During The Test?



The test contains 40 words.

Each child will sit one to one and read each word aloud to a teacher.


The test will take approximately 10 minutes per child; although all children are different and will complete the check at their own pace.

The list of words the children read is a combination of 20 real words and 20 pseudo words (nonsense words).

Pseudo Words (Nonsense Words)

The pseudo words will be shown to your child with a picture of an alien. This provides the children with a context for the pseudo word which is independent from any existing vocabulary they may have.

Pseudo words are included because they will be new to all pupils; they do not favour children with a good vocabulary knowledge or visual memory of words.



Example Of The Check

Practice sheet: Real Words

beg

twinkl.co.uk

at

twinkl.co.uk

sum

twinkl.co.uk

in

twinkl.co.uk

Example Of The Check

Practice sheet: Pseudo Words

vap



twinkl.co.uk

osk



twinkl.co.uk

ot













twinkl.co.uk

ect



twinkl.co.uk

Phonics Screening Example

 bip	 veen
 mav	 drap
 ind	 frem
 teg	 quorg
 poth	 cloist

[_roaddebug](#)

https://www.youtube.com/watch?v=IPJ_ZEBh1

Bk

Reporting To Parents

By the end of the Summer term all schools must report their child's results to parents.

They will also confirm if the child has met the standard threshold.

Children who do not achieve the expected level will retake the test when they are in Year 2.



How Can I Help My Child At Home?

- Play lots of sound and listening games with your child.
- Read as much as possible to and with your child.
- Encourage and praise – get them to have a 'good guess'.



How Can I Help My Child At Home?

- If your child is struggling to decode a word, help them by encouraging them to say each sound in the word from left to right.
- Blend the sounds by pointing to each letter, e.g. /c/ in cat, or the letter group, e.g. /ng/ in sing. Next move your finger under the whole word as you say it.
- Discuss the meaning of words if your child does not know what they have read.